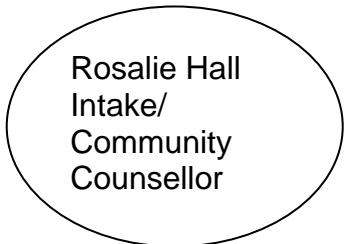



- Part of a multi-agency team serving priority neighbourhoods
- Access broad range of community resources

Rosalie Hall Intake Coverage, Drop-In, and Community Counselling Group
 (8:30-4:30 weekdays, specified evening and weekend times and groups)
 -any inquiries by web site or email are directed to the Intake Worker the same day
 -info. & referral for services and supports
 -brief service-telephone or drop-in counselling, initial service coordination
 -Community Counselling, school-based services, groups to address identified community needs
-Intake and assessment for all other programs and services
 -Resources for living such as on site food bank, or clothing boutique
 -Staff have designated roles to liaise with local high schools, other young parent residences, local shelters. etc.

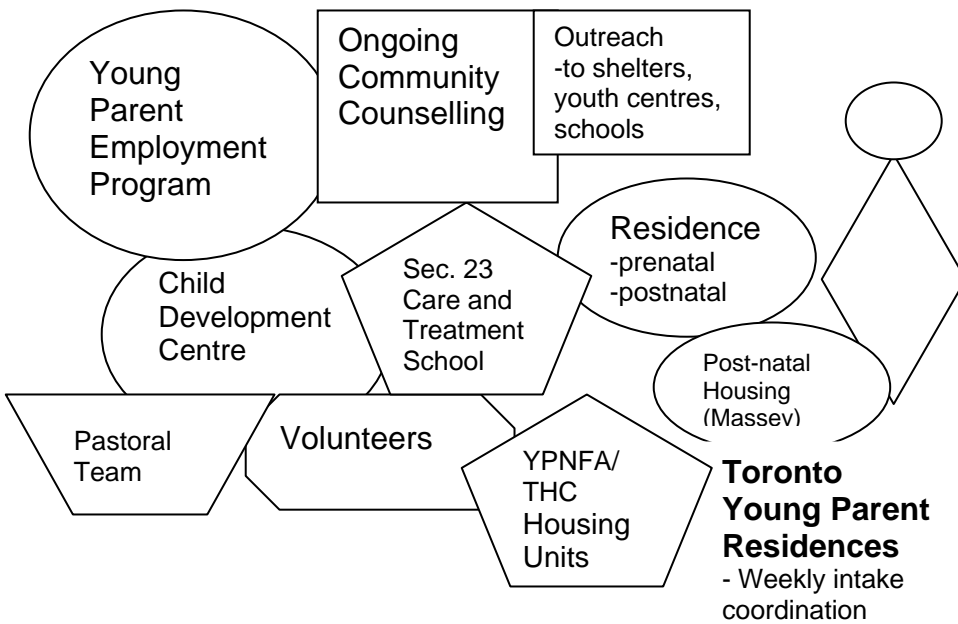


- Does intake assessment, reviews and documents service and housing project criteria
 - Documents referral information and opens case, when appropriate
 - Ensures informed consent
 - Provides services coordination and support services to assist the client to get to the "right" Rosalie Hall or other community service.
- Assessments: 1. Expressed Needs, 2. Service Inquiry Record, 3. Rosalie Hall Young Parent Assessment (Risk and Resiliency Score)**
4. Parent/Infant Health

ENGAGEMENT/RELATIONSHIP



Managers Determine Access to Other Programs (Intake Meetings)



Infant Level Risks/Resiliency
 -Prenatal Nutrition
 -Birth Weight
 -Ongoing Nutrition
 -Infant Developmental Condition
 -Infant Stress
 -Violence/Domestic-Violence
 -Maternal Prenatal Health Care

Family/Parent Level
 -Maternal Depression
 -up to 67% of teen moms up to 4 years after birth
 -Maternal Childhood Maltreatment and Unresolved Trauma
 -78% emotional, 74% physical, 52% sexual abuse
 -Maternal Stress
 -Maternal Mental Health Condition
 -Maternal Substance Use
 -Maternal Cognitive Readiness (eg. re parenting attributions)
 -Domestic Violence
 -Maternal Social Supports/Mentors
 -Maternal Secure Attachment Behaviours
 -Maternal Child Care Supports
 -Maternal Education
 -Maternal Employment
 -Homelessness
7 Factors=Developmental Delay in 100% of Infants/Children

Youth Factors
 -Social Support
 -Education
 -Employment
 -Housing Stability/Homelessness
 -Violence
 -Depression
 -Behavioral Disorders
 -Substance Use

Assessments for Key EBP Treatments
5. Beck Depression Inventory-parent survey/outcomes
6. Parenting Stress Index-parent survey; parent and infant domains; outcomes
7. Modified Interaction Guidance-video scoring of child and parent; monitors progress/outcomes
8. Adult Attachment Interview-parent loss/trauma/attachment
9. AMBIANCE-video of parent-infant behaviours coded; outcome
10. THRIVE-parent survey pre-post adapted Reaching In, Reaching Out Young Parent Resiliency Parenting Group
11. Nippissing -Infant Development Monitoring with parent only